



Industry Specific Metrics
That Your Clients
Will Value

ProfitCents Industry Intelligence™
*Specific ratios, metrics, and accounts
covering 500 industries*

sageworks®

The Leader in the Financial Analysis of Privately-Held Companies

SPECIFIC METRICS FOR 500 INDUSTRIES

ProfitCents Industry Intelligence™

Dentist (62121) What are other dentists spending on external lab fees?

Soybean Farming (11111) What is the average cost per acre for other soybean farms?

New Car Dealer (44111) Is my floor plan debt to total assets ratio higher or lower than other new car dealers?

Restaurant (72211) What are food costs running for my competitors?

Commercial and Institutional Building Construction (23622) What should I expect my subcontractor expense to sales ratio to be?

Storage Facility (49311) Is my revenue per square foot of storage in use in line with other storage facilities?

Gas Station (44711) What is the average profit per gallon for other gas stations?

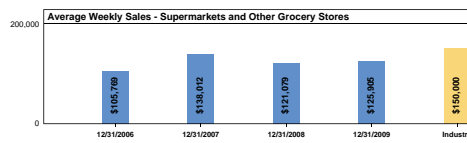
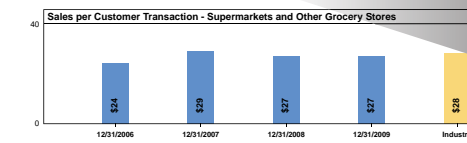
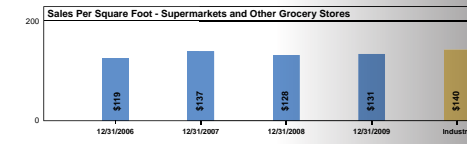
Grocery Store (44511) Are my sales per square foot as high as they should be?

Lessor of Residential Buildings (53111) Is my vacancy rate in line with other lessors?

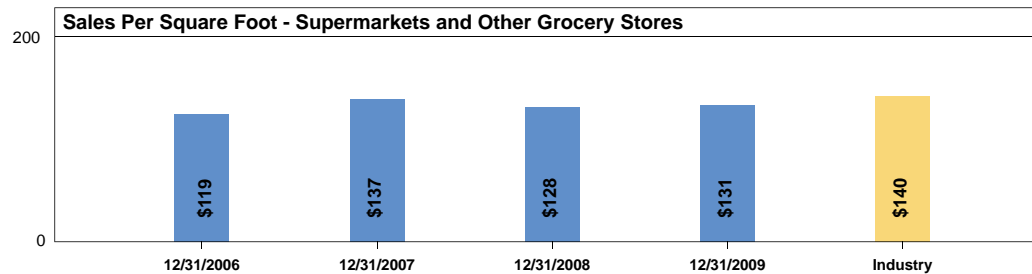
And many, many more...

Report prepared for: Smith's Grocery Store
 Industry: 44511 - Supermarkets and Other Grocery (except Convenience) Stores
 Revenue: \$1M - \$10M
 Periods: 12 months against the same 12 months from the previous year

INDUSTRY-SPECIFIC PERFORMANCE RATIOS



INDUSTRY-SPECIFIC PERFORMANCE RATIOS



- Industry-specific ratios
- Financial and non-financial industry performance metrics
- Unique information that is valued by your clients

sageworks®

The Leader in the Financial Analysis of Privately-Held Companies

5565 Centerview Drive
 Raleigh, NC 27606
 Phone: 919.851.7474
 Toll Free: 866.603.7029
 Fax: 866.625.8361
www.profitcents.com

Go to www.profitcents.com for a free demonstration of how our industry specific ratios can help you provide unique value to your clients